




## 产品特性/Product Features



- IP6K9K
- 400A 85°C长时间载流能力
- 12-750VDC
- 1000MΩ (1000VDC) , IEC 60664-1
- PCB

触点参数 / Contact parameters

		1a	
		≤0.5mΩ (at 400A)	
		400A	
		2×10 <sup>5</sup>	
		<b>450V型</b>	<b>750V型</b>
		1000VDC	1000VDC
		2500A(320VDC)1	2500A(320VDC)1
		180kW	300kW
1)		2×10 <sup>4</sup> 22.5VDC, =1ms 500A, 400A	1×10 <sup>4</sup> 37.5VDC, =1ms 500A, 400A
		1 360VDC, =1ms 1350A, 400A	
		1×10 <sup>4</sup> 450VDC,80A	1×10 <sup>4</sup> 750VDC,80A
		: 2×10 <sup>5</sup> 450VDC,400A	: 1×10 <sup>5</sup> 750VDC,400A
2)		400A:	
		600A:20min	
		1200A:30s	
		3000A:0.6s	

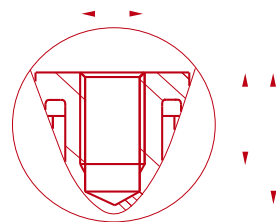
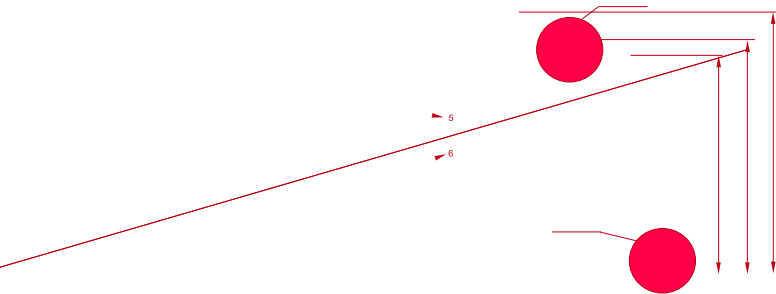
1) 85°C, 23°C, 0.6s:5.4s,

2) 85°C, 120 mm<sup>2</sup>, " " " "

		1000MΩ(1000VDC)
		3000VAC 1min
		3000VAC 1min
( )		≤30ms
( )		≤10ms
		196m/s <sup>2</sup>
		490m/s <sup>2</sup>
		10Hz ~ 500Hz 49m/s <sup>2</sup>
		5% ~ 85%RH
		-40°C ~ 85°C
		M6
		700g
		93.0mm×65.1mm×74.9mm

VDC	VDC	VDC	W
12	9	3.6	45( 0.2s) 3.8
24	≤18	≥7.2	45( 0.2s) 3.8

-40°C ~ 85°C)



安裝孔尺寸 / 接線圖 Mounting hole size/Wiring diagram

Mounting hole size

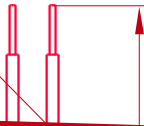
Wiring diagram

:

接線引出形式 Coil take

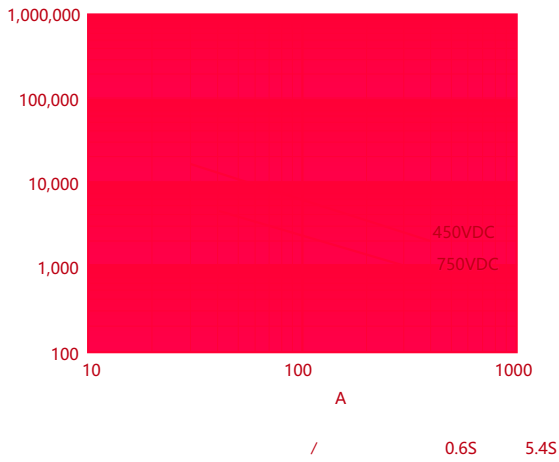
UL3266 20AWG

UL3266 20AWG

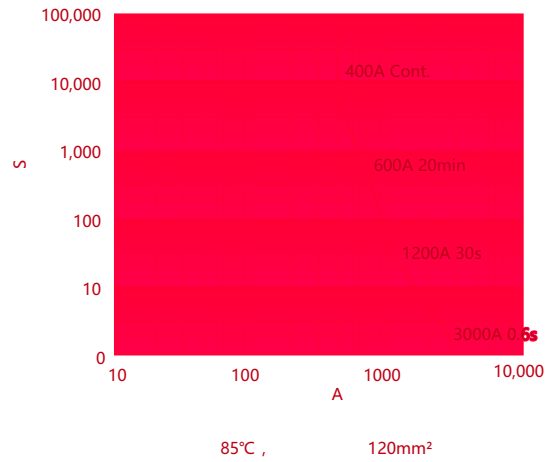


性能曲线图 Performance graph

Electrical life curve



Tolerance curve



使用注意事项 Precautions for use

- 1 9N·m~11N·m M5 3N·m~4N·m

M6螺钉	9N·m~11N·m	Ø6.0~Ø6.5mm	6mm	M5螺钉	3N·m~4N·m

- 2 120mm<sup>2</sup>
- 3 0.2s 0.2s
- 4
- 5 3mm



声明/Statement:

- 1、
- 2、