

产品特性/Product Features

- IP6K9K
- 200A 85°C长时间载流能力
- 12-750VDC
- 1000MΩ (1000VDC) , IEC 60664-1
- PCB

触点参数 / Contact parameters

		1a					
		≤2mΩ (at 20A)					
		200A					
		2×10 ⁻⁵					
		450V型		750V型			
		1000VDC		1000VDC			
		2000A(320VDC)1		2000A(320VDC)1			
		90kW		150kW			
1)		2.5×10 ⁴	22.5VDC, =1ms	400A, 200A	2.5×10 ⁴	37.5VDC, =1ms	400A, 200A
		1	450VDC, =1ms	1350A, 200A			
		1×10 ⁴	450VDC,70A		1×10 ⁴	750VDC,70A	
		3×10 ³	450VDC,200A		1×10 ³	750VDC,200A	
2)		200A:					
		300A:60min					
		400A:20min					
		800A:30s					
		2000A:0.6s					

1) 85°C, 23°C, 0.6s:5.4s,

2) 85°C, 60 mm², " "

性能参数 / Performance parameters

		1000MΩ(1000VDC)
		3000VAC 1min
		3000VAC 1min
()		≤30ms
()		≤10ms
		196m/s ²
		490m/s ²
		10Hz ~ 500Hz 49m/s ²
		5% ~ 85%RH
		-40°C ~ 85°C
		M6
		500g
		95.0mm×45.0mm×85.1mm 89.0mm×45.0mm×85.1mm

线圈参数 / Coil parameters

VDC	VDC	VDC	W
12	9	3.6	34(0.2s) 4
24	≤18	≥7.2	34(0.2s) 4

-40°C ~ 85°C)

订货标记示例

HFEVC - T F 200 / 750 - 12 - C N SM -

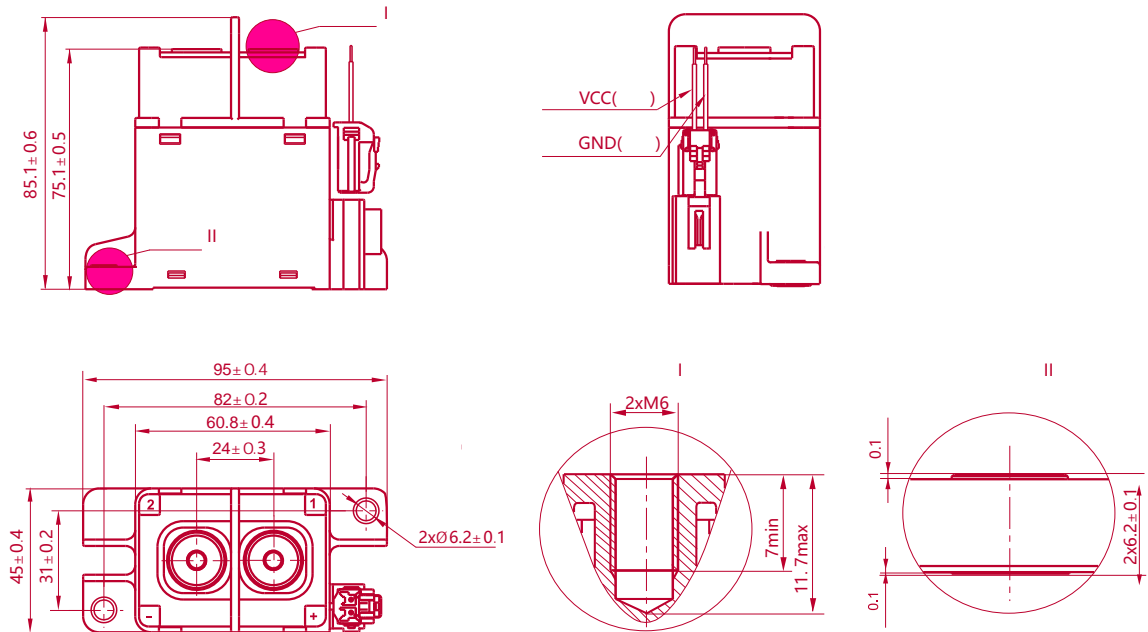
1 2 3 4 5 6 7 8 9 10

1 HFEVC:
2 T: H:
3 F: Y:
4 200: 200A
5 DC Blank: 450V 750: 750V
6 12: DC12V 24: DC24V PWM: 9V~24V
7 C: L:
8 Blank: N:
9 Blank: SM:
10

1)

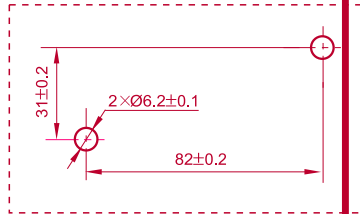
外形图、安装孔尺寸 / Outline drawing, mounting hole size

/Unit mm


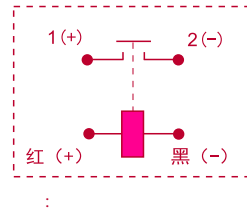


安装孔尺寸 / 接线图 Mounting hole size/Wiring diagram

Mounting hole size



Wiring diagram



性能曲线图 Performance graph

